



GUJCOT TRADE ASSOCIATION

MONTHLY PRESSING REPORT May-2024

Dear All Cotton Friends,

Gujcot has collected pressing figures from all ginners and compiled data to serve whole trade. In this mission we get valuable support from many of our trade personalities. We Gujcot team is very thankful to all helping hands, who worked directly or indirectly, with their valuable support, we are able to put real time pressing figures. We thank all Gujarat Ginners for their cooperating with Gujcot team to share their pressing figures. We hope the whole Textile value Chain will be benefitted by these data and will help us in future to achieve our goal to serve our cotton trade.

Report Sponsors:

Click on Sponsor's Logo to visit Sponsor's Website



FIOTEX™  **FIOTEX COTSPIN PVT. LTD.**

LDC  **Louis Dreyfus Company India Pvt. Ltd.**



GUJCOT TRADE ASSOCIATION

MONTHLY PRESSING REPORT May-2024

Summary

Gujarat Pressing as on 31st May 2024

- **Cumulative Pressing in 170 Kg Bales**

Total Pressing 81,03,191 Bales.

Shankar 6 78,35,841 Bales

V-797 2,67,351 Bales

- **Cumulative Pressing in Running Bales**

Total Pressing 85,03,349 Bales.

Shankar 82,22,796 Bales

V-797 2,80,553 Bales

- **Monthly Pressing in 170 kg Bales**

Total Pressing 6,54,096 Bales

Shankar-6 6,13,698 Bales

V-797 40,398 Bales

Average pressing per day 21,100 Bales

- **Monthly Pressing in Running Bales**

Total Pressing 6,86,397 Bales

Shankar-6 6,44,004 Bales

V-797 42,393 Bales.

Average pressing per day 22,142 Bales

- **Active Ginning Factories during the month**

Saurashtra 250

North Gujarat 75

Main Line 9

Kutch 6



GUJCOT TRADE ASSOCIATION

MONTHLY PRESSING REPORT May-2024

Gujcot Trade Association

Gujarat Pressing Summary 31-May-2024

2023-24	CUMULATIVE PRESSING (IN 170 Kgs)					
	May-23	Apr-24	May-24	M/M Change (In Bales)	Y/Y Change (In Bales)	Y/Y Change (In %)
Shankar 6						
Saurashtra	45,89,198	46,62,029	51,40,735	4,78,705	5,51,537	12.02%
North Gujarat	19,15,006	18,18,387	19,14,869	96,481	-137	-0.01%
Main Line	5,03,915	5,25,071	5,42,986	17,915	39,071	7.75%
Kutch	2,50,052	2,16,656	2,37,252	20,596	-12,800	-5.12%
Total	72,58,171	72,22,143	78,35,841	6,13,698	5,77,670	7.96%
V-797	2,27,329	2,26,952	2,67,351	40,398	40,022	17.61%
Total	74,85,500	74,49,095	81,03,191	6,54,096	6,17,692	8.25%
Remark : Daily Pressing Average 22,142 RB - 21,100 170 Kg Bales						

Pressing in Running Bales

Zone	As On 31-May-2024 (Cumulative)			During May 2024 (Monthly)		
	Shankar-6	V 797	Total	Shankar-6	V 797	Total
Saurashtra	53,94,598	4,600	53,99,198	5,02,345		5,02,345
North Gujarat	20,09,430	2,75,953	22,85,383	1,01,246	42,393	1,43,639
Main Line	5,69,800		5,69,800	18,800		18,800
Kutch	2,48,968		2,48,968	21,613		21,613
Total	82,22,796	2,80,553	85,03,349	6,44,004	42,393	6,86,397

Season	Till May Pressing					Final Pressing	Arrival Percentage	
	Saurashtra	North Gujarat	Main Line	Kutch	Total			
2018-19	49,70,385	28,51,837	5,12,842	3,16,754	86,51,818	90,49,293	95.61%	Final
2019-20	45,56,454	24,40,685	6,20,814	2,52,301	78,70,254	96,45,708	81.59%	Final
2020-21	54,81,941	26,25,208	4,97,915	2,26,763	88,31,826	90,02,326	98.11%	Final
2021-22	48,40,395	18,05,865	4,94,529	2,04,934	73,45,722	74,29,257	98.88%	Final
2022-23	45,92,914	21,38,618	5,03,915	2,50,052	74,85,500	92,61,522	80.82%	Final
2023-24	51,45,118	21,77,836	5,42,986	2,37,252	81,03,191	85,00,000	95.33%	Est.

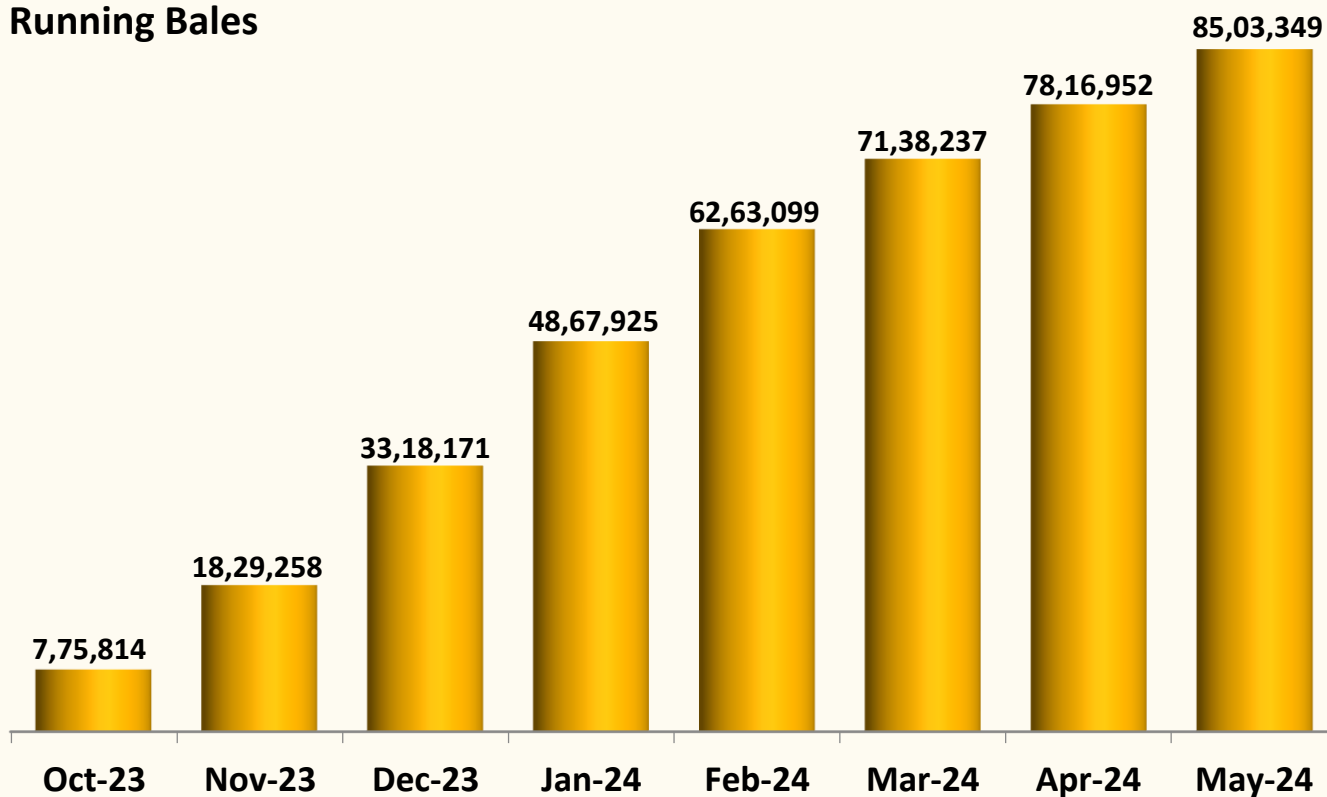


GUJCOT TRADE ASSOCIATION

MONTHLY PRESSING REPORT May-2024

Gujarat Cumulative Cotton Pressing

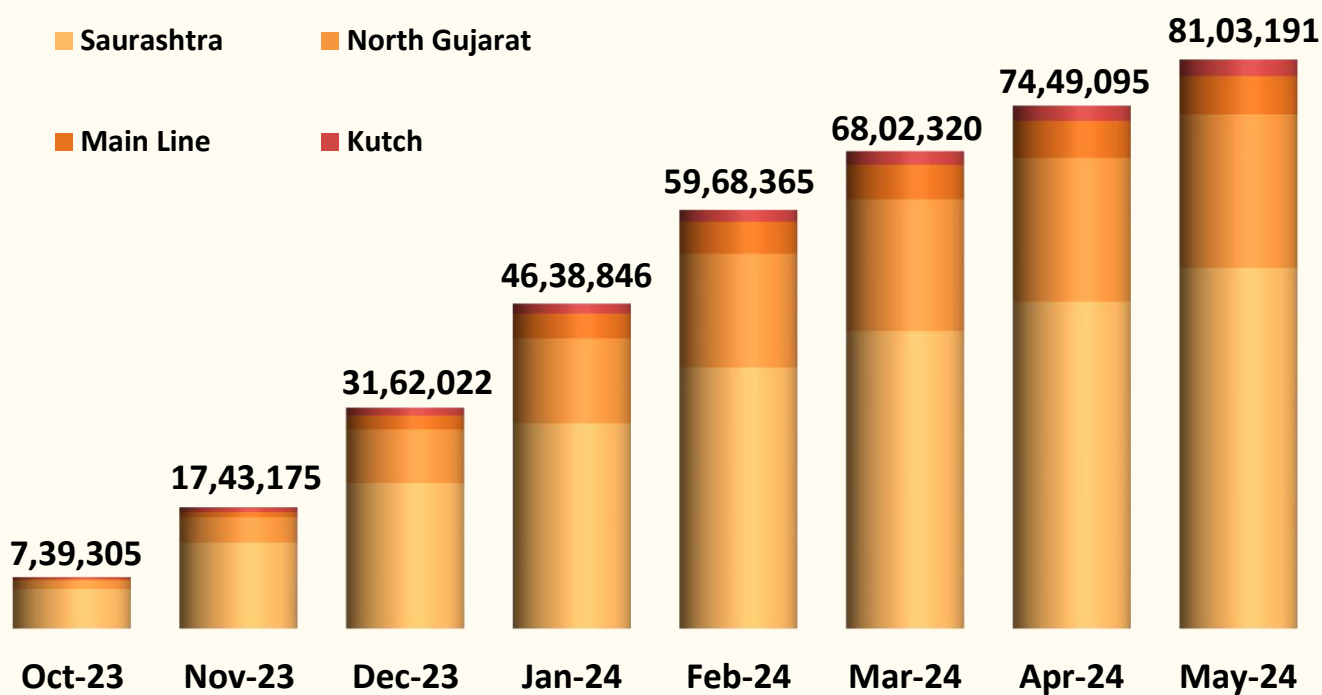
Running Bales



Gujarat Cumulative Pressing

In 170 Kg Bales

- Saurashtra
- North Gujarat
- Main Line
- Kutch

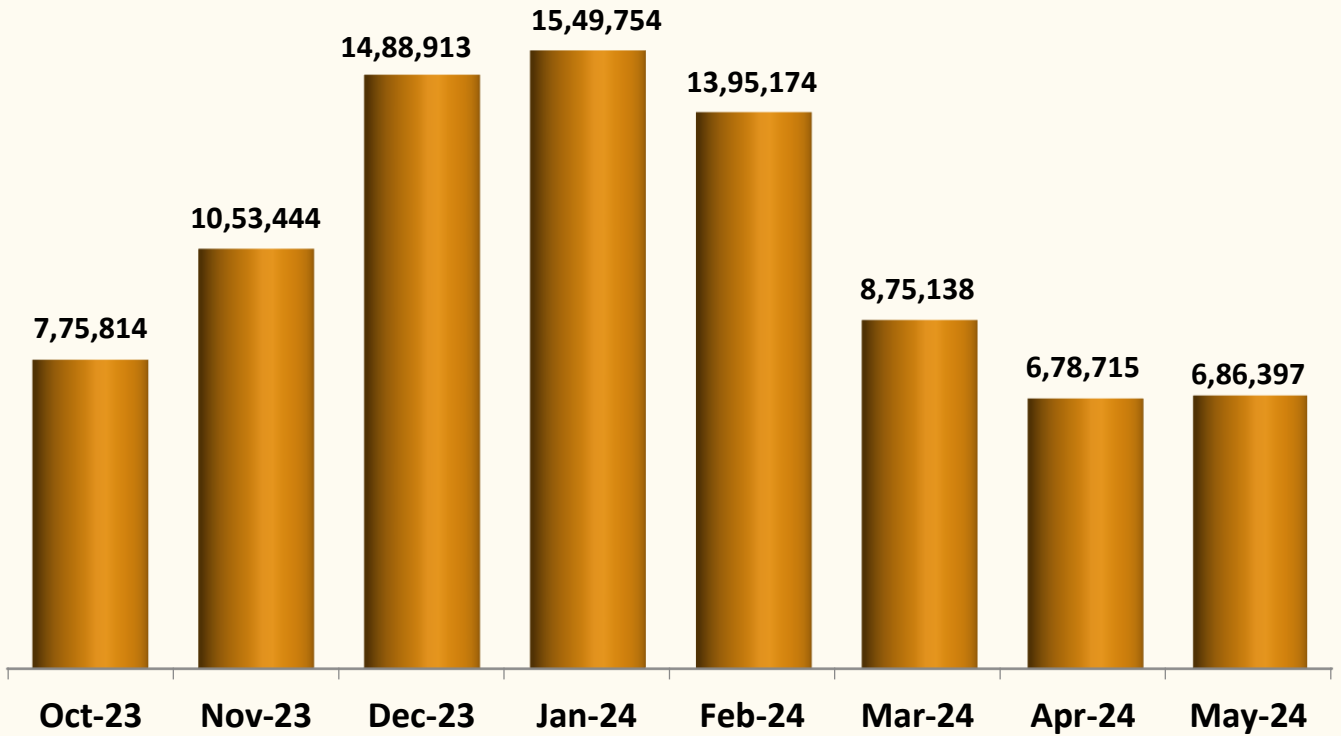




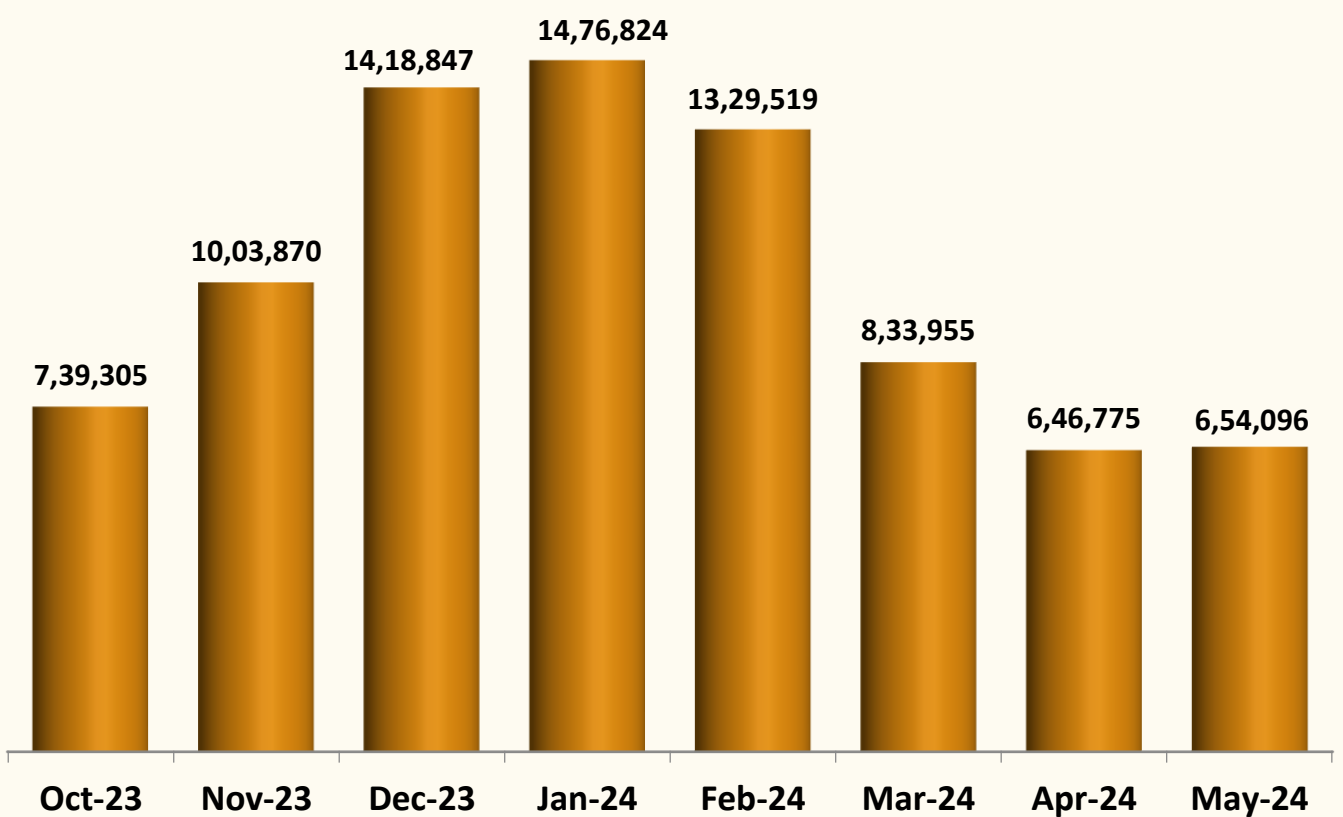
GUJCOT TRADE ASSOCIATION

MONTHLY PRESSING REPORT May-2024

Gujarat Monthly Cotton Pressing Running Bales



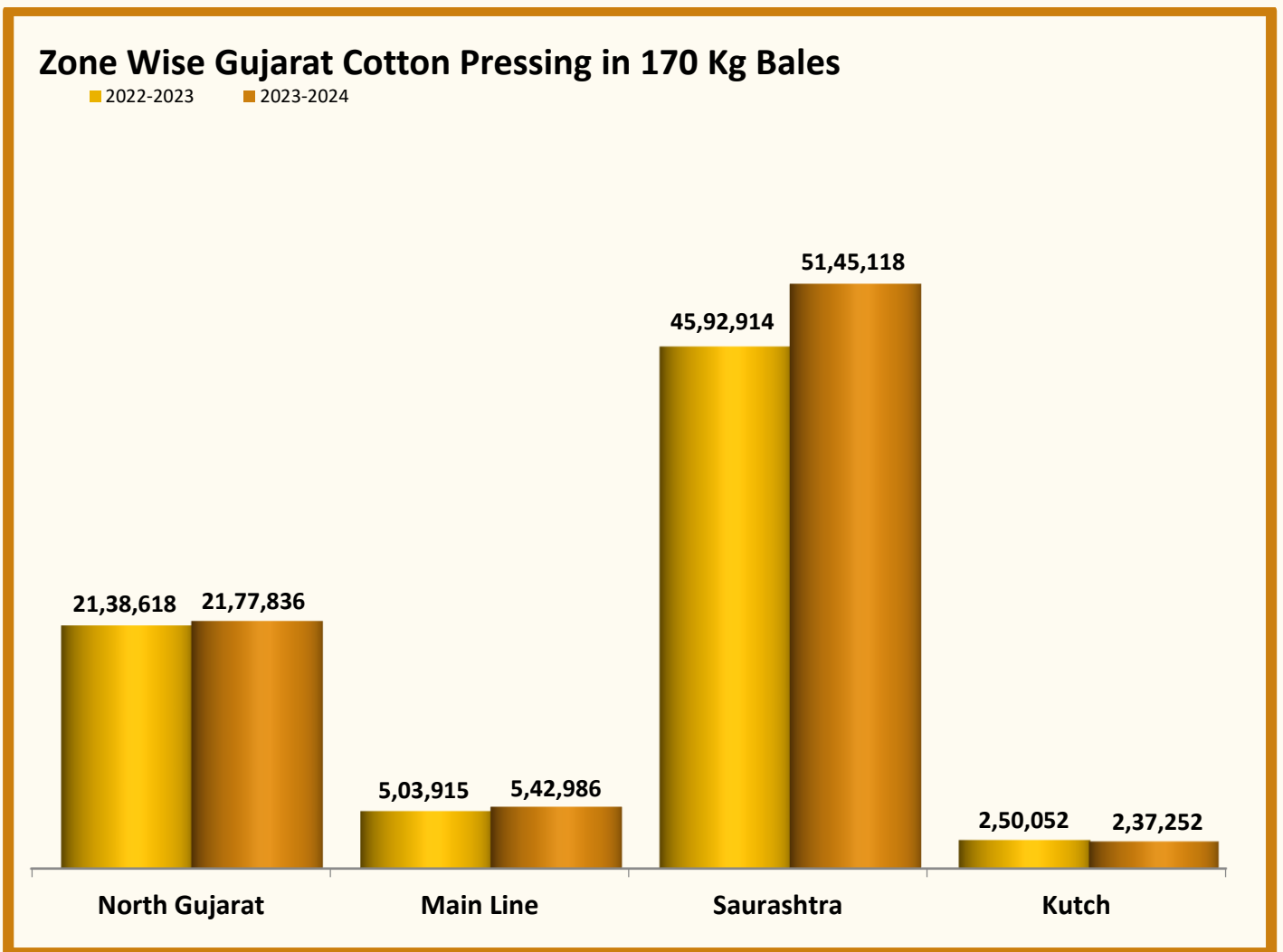
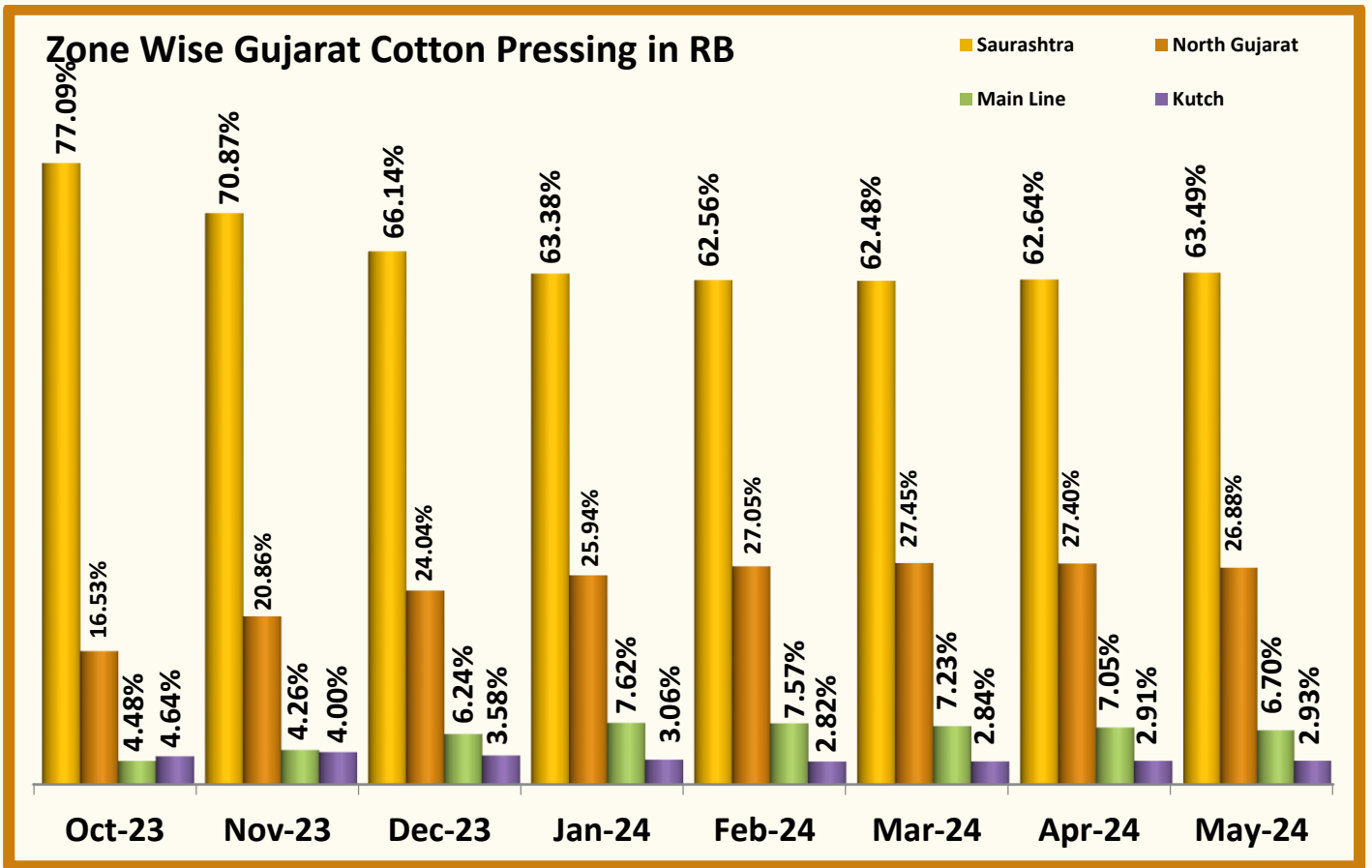
Gujarat Monthly Cotton Pressing 170 Kg Bales





GUJCOT TRADE ASSOCIATION

MONTHLY PRESSING REPORT May-2024





GUJCOT TRADE ASSOCIATION

MONTHLY PRESSING REPORT May-2024

Saurashtra

Station	May-23	Apr-24	May-24	MoM Change	YoY Change	Fact. In Operation	
						Monthly	Seasonal
Amreli	2,63,328	2,08,400	2,31,896	23,496	-31,432	12	20
Babra	2,08,500	2,06,650	2,40,400	33,750	31,900	17	24
Botad	5,97,500	6,16,950	6,84,200	67,250	86,700	37	52
Chotila	1,15,792	1,17,152	1,27,535	10,383	11,743	2	5
Chuda	43,000	28,400	32,760	4,360	-10,240	3	3
Damnagar	6,700	5,000	5,000		-1,700		1
Dhasa	3,68,600	3,16,700	3,45,800	29,100	-22,800	25	39
Dhoraji-Upleta	58,200	1,02,745	1,15,172	12,427	56,972	5	7
Dhrangadhra-Halvad	3,12,400	3,14,230	3,29,030	14,800	16,630	4	14
Gariyadhar	43,000	49,000	56,500	7,500	13,500	5	5
Gondal	1,45,900	1,64,300	1,77,400	13,100	31,500	5	12
Jamkandorna	15,800	6,000	6,000		-9,800		1
Jamnagar-Falla	5,02,600	5,05,700	5,62,835	57,135	60,235	23	27
Jasdan	2,05,293	1,98,126	2,21,974	23,848	16,681	12	14
Jetpur	92,000	76,000	82,000	6,000	-10,000	3	3
Kuvadava	38,500	32,500	33,500	1,000	-5,000	1	2
Lakhtar	15,000	9,700	9,810	110	-5,190	1	2
Limbdi	61,900	46,300	49,300	3,000	-12,600	2	5
Mahuva	1,01,375	1,09,795	1,20,095	10,300	18,720	7	13
Manavadar	2,84,571	3,13,206	3,65,800	52,594	81,229	29	34
Morbi	1,84,700	1,58,400	1,63,000	4,600	-21,700	3	9
Palitana	10,500	14,500	16,500	2,000	6,000	2	2
Porbandar	4,000	9,000	9,000		5,000		2
Rajula	43,100	37,000	40,000	3,000	-3,100	3	4
Savarkundala	39,400	31,700	32,200	500	-7,200	1	4
Shapar	87,500	1,51,400	1,71,000	19,600	83,500	6	6
Surendranagar	1,70,700	1,38,200	1,46,300	8,100	-24,400	2	4
Talaja	85,250	96,800	1,00,600	3,800	15,350	5	13
Tankara-Neknam	3,31,150	4,17,700	4,62,800	45,100	1,31,650	15	24
Targhadi	1,45,400	1,21,700	1,38,600	16,900	-6,800	8	9
Tramba-Sardhar	32,000	27,100	30,300	3,200	-1,700	1	1
Una	56,200	52,700	55,000	2,300	-1,200	4	6
Wankaner	1,49,866	2,13,799	2,36,891	23,092	87,025	7	14
TOTAL	48,19,725	48,96,853	53,99,198	5,02,345	5,79,473	250	381



GUJCOT TRADE ASSOCIATION

MONTHLY PRESSING REPORT

May-2024

North Gujarat

Station	May-23	Apr-24	May-24	MoM Change	YoY Change	Fact. In Operation	
						Monthly	Seasonal
Visnagar	98,400	1,10,300	1,16,900	6,600	18,500	4	7
Vijapur-Mansa	3,43,950	3,34,250	3,47,750	13,500	3,800	7	31
Harij	2,48,850	2,45,898	2,69,998	24,100	21,148	14	20
Radhanpur	35,932	35,550	35,950	400	18	1	6
Idar-Sabarkantha	22,920	28,800	30,800	2,000	7,880	2	7
Idar-Raiya							
Himmatnagar	56,200	23,500	23,500		-32,700		4
Vadali-Sadatpura	25,000	33,600	34,600	1,000	9,600	1	5
Khedbrahma	2,550	7,450	7,450		4,900		6
Kapadwanj	51,060	35,500	35,500		-15,560		3
Viramgam	91,150	68,043	77,995	9,952	-13,155	8	9
Kadi	11,14,310	10,73,743	11,42,971	69,228	28,661	25	65
Mandal-Bahucharaji	67,100	65,300	76,701		9,601	3	5
Bavla	17,250	7,000	7,000		-10,250		1
Dholka	13,700	12,900	14,000	1,100	300	3	4
Dhandhuka	51,686	51,910	56,268	4,358	4,582	7	13
Talod	4,171	8,000	8,000		3,829		2
TOTAL	22,44,229	21,41,744	22,85,383	1,43,639	41,154	75	188

LDC Louis Dreyfus Company Louis Dreyfus Company India Pvt. Ltd.



GUJCOT TRADE ASSOCIATION

MONTHLY PRESSING REPORT May-2024

Main Line							
Station	May-23	Apr-24	May-24	MoM Change	YoY Change	Fact. In Operation	
						Monthly	Seasonal
Karjan	1,20,300	91,500	94,000	2,500	-26,300	1	3
Dabhoi		1,200	1,200		1,200		1
Golagamdi							
Handod	71,100	80,300	81,000	700	9,900	1	5
Bodeli	86,200	1,14,200	1,23,900	9,700	37,700	4	8
Kosindra	22,000	26,800	26,800		4,800		2
Pavijetpur	36,300	40,300	41,700	1,400	5,400	1	2
Kaledia	1,27,200	1,22,600	1,25,600	3,000	-1,600	1	5
Palej	16,500	25,000	25,000		8,500		2
Bharuch	3,200	2,500	2,500		-700		1
Mandala	26,500	25,000	26,500	1,500		1	1
Nizar	19,500	18,500	18,500		-1,000		1
Hansot							
Badalpur							
Sinor							
Olpad							
Valiya		2,500	2,500		2,500		1
Samlaya		600	600		600		1
TOTAL	5,28,800	5,51,000	5,69,800	18,800	41,000	9	33

Kutch							
Station	May-23	Apr-24	May-24	MoM Change	YoY Change	Fact. In Operation	
						Monthly	Seasonal
Abdasa	22,500	25,812	27,548	1,736	5,048	1	1
Anjar	1,80,700	1,49,243	1,62,280	13,037	-18,420	3	6
Bhuj	22,500	17,400	19,440	2,040	-3,060	1	1
Mandvi	36,700	34,900	39,700	4,800	3,000	1	1
Nakhatrana							
Rapar							
TOTAL	2,62,400	2,27,355	2,48,968	21,613	-13,432	6	9





GUJCOT TRADE ASSOCIATION

MONTHLY PRESSING REPORT May-2024

Again Team Gujcot thanks our direct and indirect helpers.

For Data Collection

We are thankful to

Shri Manishbhai - Anjar

Shri Mukeshbhai Purohit

Nileshbhai - Manager SGA

Premjibhai - Manavadar

Kalpeshbhai - Manager

Gujcot Trade Association

For Data Verification

We are thankful to

Shri Jatinbhai - Vijapur

Shri Sujalbhai

Shri Pravinbhai

Shri Jagdishbhai Soni

Shri Chetanbhai Shree Gita Group - Morbi

Shri Kishorbhai - Talaja

Shri Jaytibhai -Botad

Once again thanks to whole Gujarat Cotton value chain for their co-operation.

For, Gujcot Trade Association

Akash Shah

[President]

For, Gujcot Trade Association

Ajay Shah

[Secretary]

Report Sponsors:

[Click on Sponsor's Logo to visit Sponsor's Website](#)



FIOTEX™  FIOTEX COTSPIN PVT. LTD.

LDC  Louis Dreyfus Company India Pvt. Ltd.